

Community Health Improvement Plan

2015 - 2018



Vermilion County
Health Department



Public Health
Prevent. Promote. Protect.

LIVE UNITED



United Way
of Danville Area, Inc.



Presence®
United Samaritans
Medical Center

Carle

Hoopeston Regional Health Center

Overview

Public health issues demand collaborative and coordinated efforts to minimize service duplication and excess cost, and to be successful in intervention. This process provides both the community knowledge and support necessary to the identification and management of health problems.

Based on our extensive research and review of available data, the following themes surfaced as the highest priority needs for this community:

- Teen Pregnancy
- Alcohol/Drug Use
- Obesity




2012 IPLAN Community Partners

Aunt Martha's Health Center (FQHC)
 Big Brothers/Big Sisters Board of Health
 Carle Clinic Danville
 Carle Hoopston Regional Health Center
 Center for Children Services
 Central Christian Church
 Channel 3 News
 Commercial News
 CRIS Senior Services
 Crosspoint
 Your Family Resource Center (YFRC)
 Danville Area Community College
 Danville Family YMCA
 Danville Mass Transit
 Danville School District 118
 Hoopston Multi-Agency
 Lakeview College of Nursing

708 Mental Health Board
 New Life Church of Faith
 Presence United Samaritans Medical Center
 Project Success/CAPIT
 Presence Regional EMS
 Salvation Army
 State of Illinois
 UIUC College of Nursing
 United Way of Danville Area
 VA Illiana Healthcare System
 Vermilion Advantage
 Vermilion County Board
 Vermilion County Health Department
 Vermilion County Regional Office of Education
 Village of Fithian
 Village of Oakwood
 Vermilion County Board
 Women's Care Clinic
 Worksource



The Planning Process



The Vermilion County Community Health Plan (2012-2017) was accomplished with direct contribution from over 40 individuals representing a variety of agencies and organizations from across the county. In addition, there was direct input from over 1,200 county residents via a community survey.

In 2014, a reassessment was conducted because hospitals are required to assess the community every 3 years. Health Departments are required to conduct an assessment every 5 years. Because of the overlap, an Executive Assessment Committee was formed. Agencies in the community with the requirement of conducting assessment(s) were brought together to address this requirement.

The Executive Committee members consists of Presence United Samaritans Medical Center, Carle, United Way, I Sing the Body Electric, and the

Vermilion County Health Department. This Executive committee also enlisted the services of the University of Illinois in this process.

Review of information began in 2014 for updated and new data. In addition, community and stakeholder surveys were collaboratively distributed by the University of Illinois College of Nursing, Danville Area Community College of Nursing, and Lakeview College of Nursing.

Top community health concerns identified in the 2012 IPLAN were Alcohol/Drug Use, Teen Pregnancy, and Obesity. The reassessment in 2014 again identified the same top three health issues.

“Vermilion County is a resilient community that has dedicated community partners who continue to make efforts to address the challenges set before it.”

-2012 Vermilion County Illinois Community Health Plan-

2012 IPLAN Survey Snapshot

- 71.2% felt that they were healthy or very healthy.
- TOP 3 Personal health concerns today: cancer, obesity, alcohol/drug use.
- TOP 3 Most important risky behaviors: Drug abuse, alcohol abuse, unsafe sex.
- 84.4% of people reported having access to a usual health care provider.

Our Community at a Glance

The Community Health Status Assessment evaluated the basic demographics and health-related statistics of residents in Vermilion county.

We used aggregated data accessed from County Health Rankings, city and county agencies, and the United States Census Bureau.

As of 2014, there are **79,728** residents of Vermilion county. This is **5.3%** drop from 2010.



-United States Census Bureau, 2014

Race/Ethnicity



83.1% White
4% Native American and Alaskan
13% African American
4.7% Hispanic
8% Asian

-United States Census Bureau, 2014

19.6% of our residents live below 100% of the poverty level.

-United States Census Bureau, 2013



Ratio of Residents to Health Care Providers

Primary Care Physicians



Vermilion County	2,018:1
Illinois	1,266:1
National Benchmark	1,377:1

Dentists




Vermilion County	3,347:1
Illinois	1,453:1
National Benchmark	1,377:1

As of 12/31/14, the State of Illinois had a shortage of **123** Mental Health Professionals

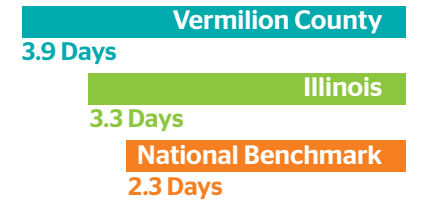
Trust for America's Health, 2014

Poor Physical Health Days



Average number of physically unhealthy days reported in the last 30 days

Poor Mental Health Days



Average number of mentally unhealthy days reported in the last 30 days

* The National Benchmark for violent crime is 59 per 100,000

All data on this page is from County Health Rankings 2015 unless otherwise stated.

Violent Crime

Violent Crime reported in Vermilion County is

579 PER 100,000

Substantially higher than Illinois' rate of

430 PER 100,000*

80% of residents have a high school diploma.

County Health Rankings, 2015

\$41,000 is the median household income.

US Census Bureau, 2014

17.4% of Vermilion County's population is 65+.

US Census Bureau, 2014

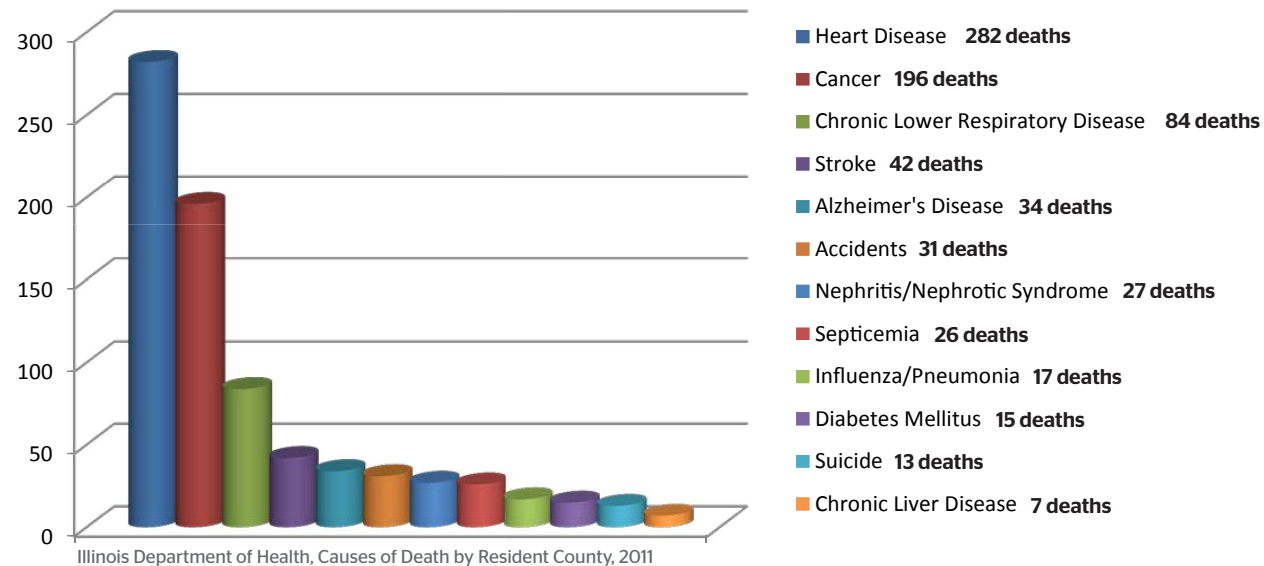
27.7% of residents are receiving Medicaid benefits.

Community Health Profile, 2015

Our Health Status

The leading causes of death nationwide (in decreasing number of deaths) are heart disease, cancer, stroke, chronic lower respiratory diseases, accidents, and Alzheimer's disease.

Vermilion County's mortality rates are similar to nationwide rates, although there are a few differences. The leading causes of death in 2011 were:



Smoking rates, obesity, diabetes, physical inactivity, STI prevalence, motor vehicle crash deaths, and the teen birth rate are all higher in Vermilion County than in Illinois and the National Benchmark.

Only 13% of Vermilion County residents are UNINSURED, which is BETTER than the Illinois average of 15%.

County Health Rankings, 2015



Participants were most satisfied with the outreach of faith-based organizations, the area being a good place to grow old, and the area being a good place to raise children. (Vermilion County IPLAN Survey, 2012)



There are 3 County Parks and 3 State Parks located within Vermilion County.

Our Priorities

After gathering demographic and health data, and receiving input from the community, three community health priorities were identified to be addressed. Attainable goals with measurable outcomes were configured for each priority.



Maternal & Child Health, Teen Births, STIs

Vermilion County has endured a high teen birth rate for almost four decades. The U.S. teen pregnancy rate continues to be one of the highest in the developed world. In 2014, 1,946 (out of a county high school population of 3,682) Vermilion County High School students were surveyed and this is what they found:

- 50.2% of VC teens have had sexual intercourse at least once in their lives
- 1 in 13 high school students (7.7%) has been pregnant one or more times or has fathered a child one or more times (I Sing the Body Electric, 2014)

Goal: By 2018, reduce by 5% the pregnancy rate among adolescent females aged 15-19 years of age.



Illicit & Licit Drug Use/Abuse, Access, & Resources

In 2014, area high school students were surveyed and indicated:

- Current use of alcohol (during the past 30 days) is at 33.7%
- 1 in 5 teens reports current marijuana use
- In the past 12 months, nearly 1/4th of VC youth were offered, sold, or given an illegal drug on school property (I Sing the Body Electric, 2014)

Goal: By 2018, increase by 5% the proportion of at risk adolescents who, in the past year, refrained from using alcohol and/or marijuana for the first time.



Nutrition, Diet & Exercise, Risk Factors & Complications

CDC defines obesity as having a Body Mass Index (BMI) greater than or equal to 30. Obesity is a contributing cause of many other health problems, including heart disease, stroke, diabetes, and some types of cancer. 29.3% of Vermilion County residents self-reported that they fit the criteria for obesity compared to the Illinois rate of 27.3% (Community Health Profile, 2015)

Goal: By 2018, decrease by 5% the proportion of Vermilion County residents who report fitting the criteria for obesity.

***WORK GROUPS for these top 3 priorities will be created in 2016**

All Goals were taken from Vermilion County Health Needs Assessment and Community Health Plan for Vermilion County, Illinois, 2015/2018



**For additional data
about Vermilion County,
please visit -**

vchd.org
dph.illinois.gov
countyhealthrankings.org
census.gov
presenceheath.org
carle.org

